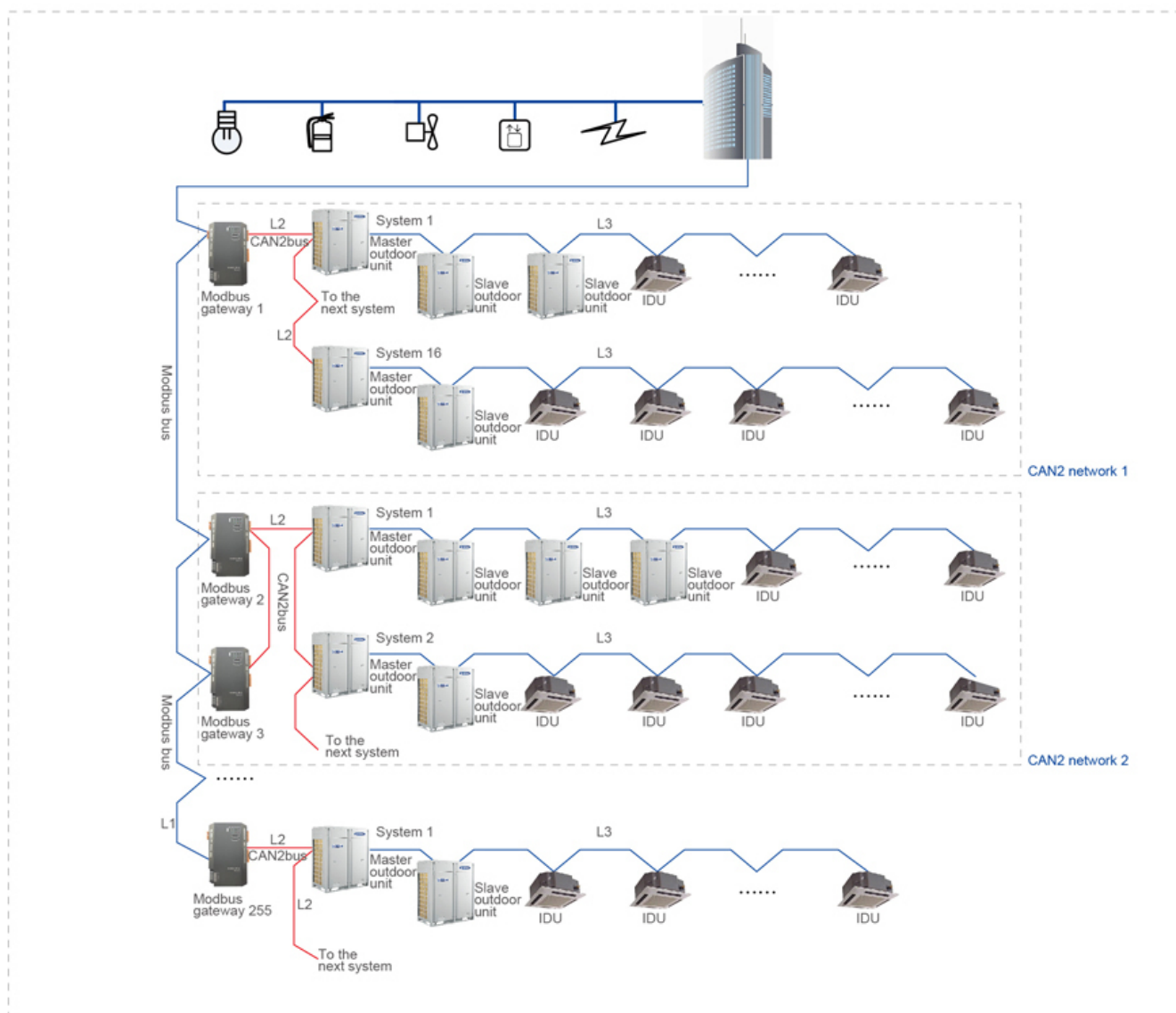


Modbus Gateway













Modbus Gateway provides GMV5 system with the Modbus protocol interface when connecting to the Building Management System(BMS) in order to achieve central control and remote control over GMV5 system by BMS.



Applicable models: GMV5 All DC Inverter Multi VRF System, GMV5 DC Inverter Multi VRF System, GMV DC Inverter Water Cooled Heat Pump Multi VRF System.

- Real-time monitoring of unit operation status, e.g. on/off, mode, temperature;
- Real-time response to the control of unit (on/off, mode setting and speed setting, etc.) by monitoring software;
- Control all the units switches of on and off.
- Monitor unit errors;
- One Modbus bus can support up to 255 gateways. One Modbus gateway can support at most 16 outdoor units(up to 64 modular outdoor units) and 128 indoor units;
- Lock unit operation statuses, directing at all control functions of unit itself or a certain setting function;
- Linkage control, supporting 5 DI and 5 DO for receiving fire alarm signal and user's definition logic;
- CAN, RS485 communication ports are non-polar, convenient for construction wiring;
- Achieve cooling and heating temperature limitation functions;
- 100-240 VAC,50/60Hz wide voltage range, adapted to the power supply of each country and region.

Control System Lineup

Controlling system		Product series	Cassette Type	(High ESP, Low ESP, Slim Ducted) Duct Type	Fresh Air Processing	Wall mounted Type	Floor Ceiling Type	Console Type	Floor Standing Type	Air Handler
Wireless Controller	YAP1F		●	○	○	●	●	●	●	○
	YV1L1		○	○	○	○	○	○	○	○
Wired controller	XK46		○	●	●	○	○	○	○	●
	XK49		○	○	○	○	○	○	○	○
	XK55		○	○	○	○	○	○	○	○
	JS05(receiver)			○	○					
Centralized Controller	CE52-24/F(C)		○	○	○	○	○	○	○	○
Smart Zone Controller	CE53-24/F(C)		○	○	○	○	○	○	○	○
Long-distance monitoring software	FE31-00/AD(BM)		○	○	○	○	○	○	○	○
BMS Accessories	Communication module(modbus)	ME30-24/E4(M)		○	○	○	○	○	○	○
	GMV BACnet gateway (BACnet)	MG30-24/D2(B)		○	○	○	○	○	○	○
Other modules	Optoelectronic isolated converter	RS232-RS422/485		○	○	○	○	○	○	○
	Optoelectronic isolated signal multiplier	RS-422/485		○	○	○	○	○	○	○

Note: ● means standard, ○ means optional.